
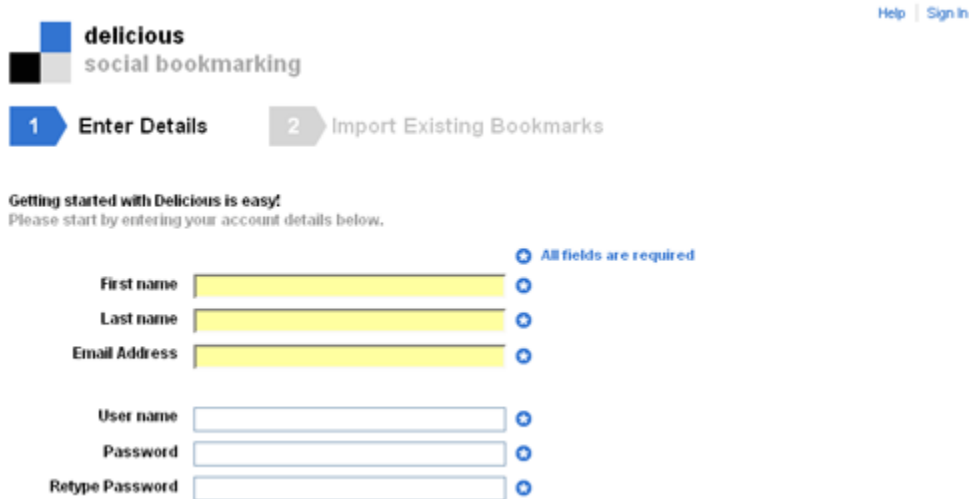


Dear Friends,

We're adding a social bookmark icon to our websites  to encourage everyone to bookmark our websites and all of their other favorites on the internet where they can access them easily any time from any computer, even after an upgrade or buying a new computer. We would like to help you get started with what we call social bookmarking by teaching you how to bookmark our website. We recommend that you use a social bookmark website owned by Yahoo called [delicious](http://delicious.com). To make it simple just click on [delicious](http://delicious.com) right here and it will take you to this delicious website so you can register and create your social bookmark account. It should look something like this.



To get started click on the word register if you have never registered before. A registration screen will appear for you to create an account to keep you bookmarks in. See the example above.

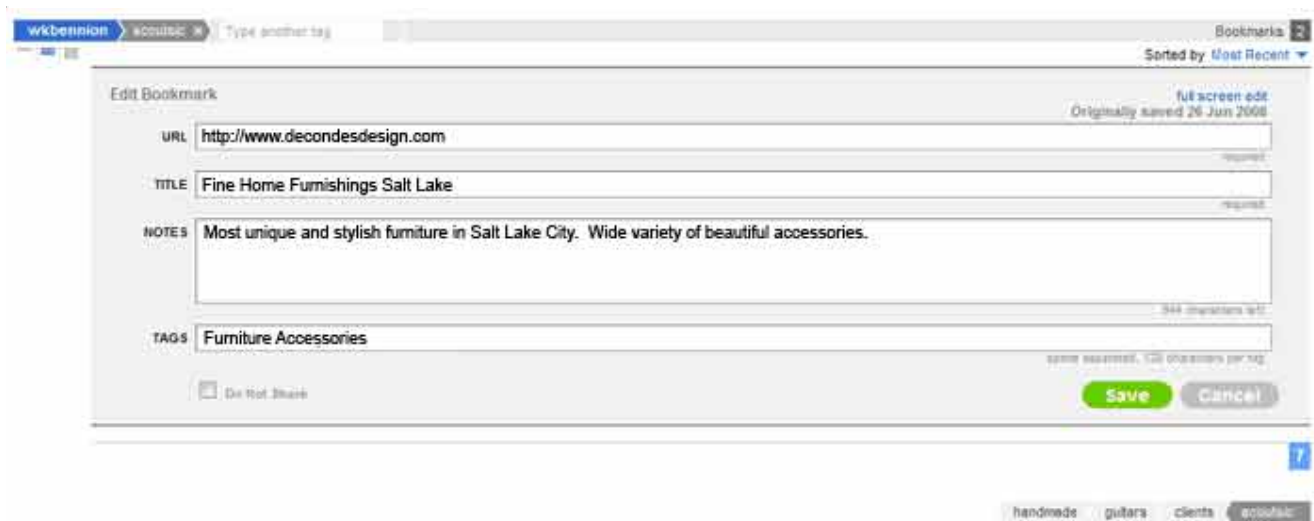
Follow the instructions to create your account. Entering your email will not create spam, see their Terms of Service for more information. Be sure to enter the characters in the picture code you see in your registration form at the bottom, then click the "register" button and your account will be created.

Next it should prompt you to install the two delicious buttons that will allow you easily add a website to your internet bookmarks. Proceed to install the buttons. Go to <http://delicious.com/help/bookmarklets> for more details installing and using the browser buttons.

Now that you have the buttons, go to both www.decondesdesign.com and click on the icon that looks like a price tag and has the word "TAG" or says "post to del.icio.us" next to it. By clicking on that icon you can tag these or any website in your internet favorites.

Please enter "<http://www.decondesdesign.com>" in the URL box and "**Fine Home Furnishings Salt Lake**" in the TITLE box; this will be beneficial to us.

NOTE: Make sure the box labeled "Do Not Share" on **NOT** checked, then click on the "Save" button to save the bookmark for future use. This box usually appears at the bottom left of your bookmark screen as seen above. Sometimes it may appear elsewhere such as the top right of your bookmark screen.



Enter any notes you wish for your own information and in the tags field enter "**Furniture**" for ease of use later and to help other people find us.

NOTE: Make sure the box labeled "Do Not Share" on **NOT** checked, then click on the "Save" button to save the bookmark for future use. This box usually appears at the bottom left of your bookmark screen as seen above. Sometimes it may appear elsewhere such as the top right of your bookmark screen.

Later click on the delicious logo button to see your bookmarks Look for the following buttons in your browser and have fun social bookmarking and making saving and sharing your favorite websites with friends and family.

To learn more about social bookmarking and how valuable it can be for you click on the words [social bookmark](#) in blue and follow the link.

Now enjoy your ability to save your favorite websites on the internet for easier access to them from anywhere. Just remember your [delicious.com](#) username and password so when you try to access them from another computer you'll be able to login to your [delicious.com](#) account.

deCondè's Fine Home Furnishings & Accessories
<http://www.decondesdesign.com>